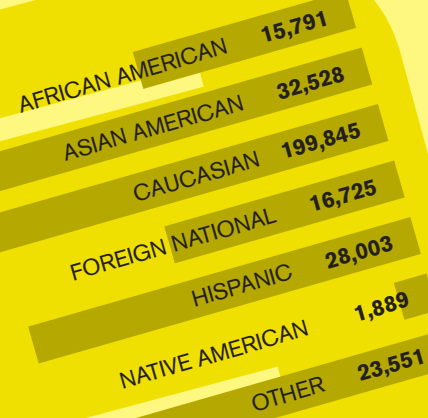


A SLOW SURGE

AFTER A SLIGHT DECLINE IN ENGINEERING ENROLLMENT FROM 2004 TO 2005, A SMALL INCREASE IN UNDERCLASSMEN IS STRENGTHENING THE UNDERGRADUATE RANKS. OVERALL ENROLLMENT FOR FIRST-DEGREE-SEEKING STUDENTS IS UP 5 PERCENT OVER THE PAST TWO YEARS.

COMPILED BY MICHAEL GIBBONS
INFOGRAPHIC ILLUSTRATION BY I-SHAN CHEN



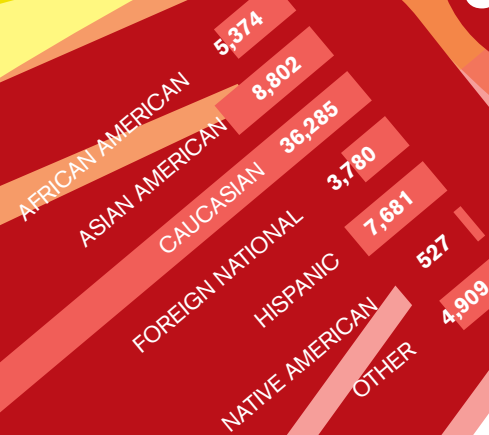
Total Male:
318,332

Total Female:
67,358

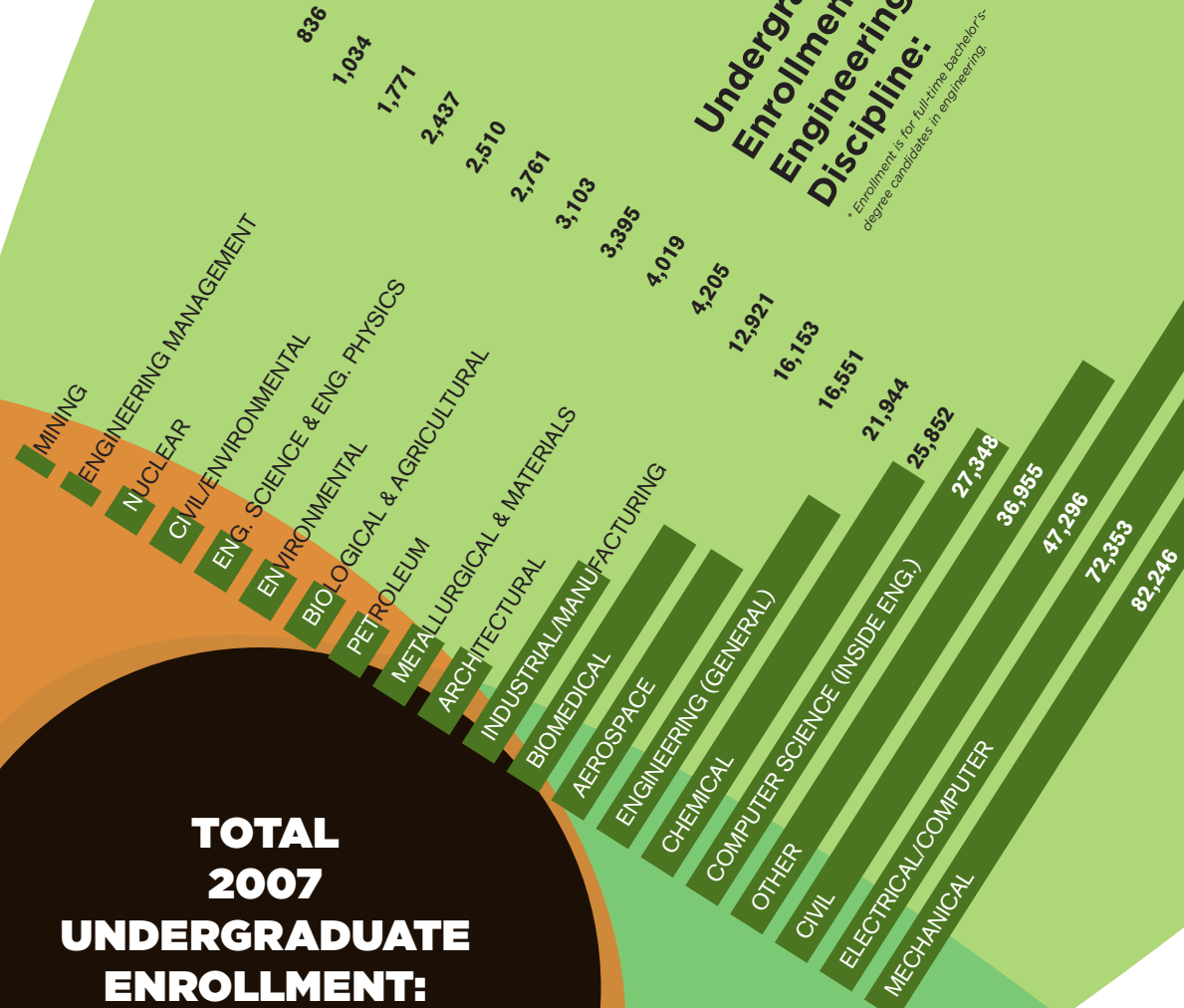
TOTAL
2007
UNDERGRADUATE
ENROLLMENT:
385,690

Undergraduate Enrollment by Ethnicity and Gender

* Includes 6,578 male and 2,457 female enrolled students from schools in Puerto Rico. Enrollment is for full-time students.



	2001	2002	2003	2004	2005	2006
FRESHMEN	96,962	98,353	97,706	97,514	95,961	101,125
SOPHOMORES	76,571	78,107	80,768	80,083	78,317	79,883
JUNIORS	78,566	78,619	80,931	80,511	78,232	79,244
SENIORS	106,972	113,501	117,298	117,988	114,741	112,950
TOTAL FT	359,071	368,580	376,703	376,096	367,576	374,202
TOTAL PT	32,273	30,649	33,414	32,008	31,212	31,331



Undergraduate Enrollment by Discipline:

* Enrollment is for full-time bachelor's degree candidates in engineering.

Undergraduate Enrollment by Class

